



Since 1949

# Acme Sanitary Ware Co. Ltd.

1/F, Acme Building, 22-28 Nanking Street, Kowloon, Hong Kong


Tel: 2388 7171 Fax: 2710 8012

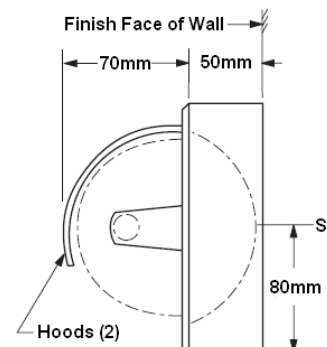
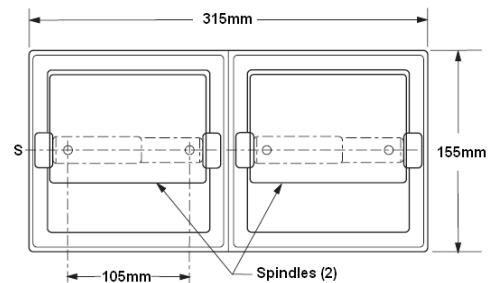
Email: acme@acmesanitary.com.hk

Website: www.acmesanitary.com.hk

PROJECT		REF		REV	ITEM CODE	
LOCATION		DATE			PAGE	

## SANITARY WARE SPECIFICATION SHEET

Item Descriptions	Bobrick (USA) Surface-mounted double-roll toilet tissue dispenser with hoods	Illustration/ Drawing 
Model	B-6999 (Bright polished) B-69997 (Satin Finish)	
Material	Stainless Steel	
Manufacturer	Bobrick Washroom Equipment Inc. (USA)	
Supplier	Acme Sanitary Ware Co. Ltd Mr. Eric Wong/ Mr. Don Yuen	
Contact Tel/Fax	(852) 2388-7171 / (852) 2710-8012	
E-mail	acme@acmesanitary.com.hk	
Website	www.acmesanitary.com.hk	
<b>MATERIALS:</b> <b>Shell and Flange</b> — 18-8, Type-304, 22-gauge (0.8mm) stainless steel. Drawn, one-piece, seamless construction with four countersunk mounting holes. <b>Support Posts (4)</b> — Heavy-duty cast zamak with chrome-plated finish. <b>Hoods (2)</b> — 18-8, Type-304, 18-gauge (1.2mm) stainless steel. Hoods hinged to shell. <b>Spindles (2)</b> — Chrome-plated plastic equipped with heavy-duty internal springs. <i>Designer's Note: Theft-resistant toilet tissue spindles, which are removable only with special key provided, are available as an optional accessory - part no. 283-604.</i>  <b>INSTALLATION:</b> Mount unit on wall or partition with four sheet-metal screws, furnished by manufacturer, at points indicated by an S. For partitions with particle-board or other solid core, secure with sheet-metal screws furnished, or provide through-bolts, nuts, and washers. For hollow-core metal partitions, provide solid backing into which the furnished sheet-metal screws can be secured. For plaster or dry wall construction, provide concealed backing to comply with local building codes, then secure unit with sheet-metal screws furnished. For other wall surfaces, provide fiber plugs or expansion shields for use with sheet-metal screws furnished, or provide 1/8" (3mm) toggle bolts or expansion bolts.  <b>SPECIFICATION:</b> Surface-mounted dual-roll toilet tissue dispenser shall be Type-304 stainless steel with _____ (insert one: bright polished or satin) finish. Shell and flange shall be 22 gauge (6.8mm) and have drawn, one-piece, seamless construction. Unit shall be equipped with 18-gauge (1.2mm) hoods hinged to shell. *Spindles shall be chrome-plated plastic with heavy-duty internal springs. <i>*Theft-resistant spindle (part No. 283-604) available as a replacement part.</i>		



\* All information of the above is for the reference only. No prior notice is made if any changes.

Source: Bobrick Washroom Equipment